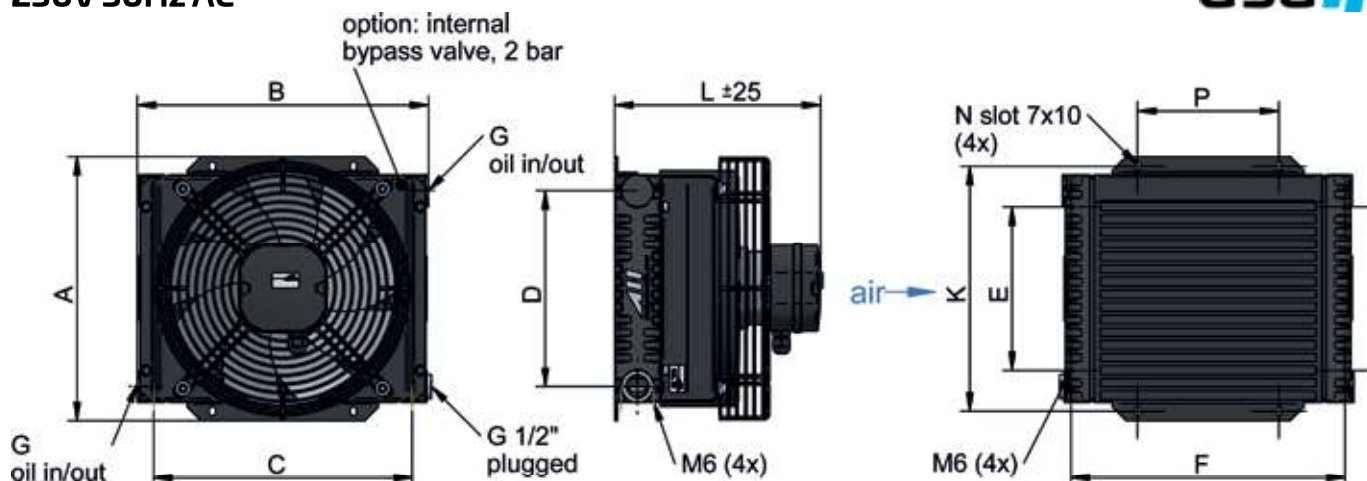


LowLine 03, 06 and 08 Oil / Air Cooler

230V 50Hz AC



Dimensions

order number	description	A	B	C	D	E	F	G	K	L	N	P
		[mm]	[mm]	[mm]	[mm]	[mm]	[mm]	[mm]	[mm]	[mm]		[mm]
ASA0034GC2E	LL 03 AC compact	255	250	214	180	144	225	G 3/4"	240	246	7x10	120
ASATT06GC2E	LL 06 AC compact	290	323	284	215	180	301	G 3/4"	269	226	7x10	155
ASA0084GC2E	LL 08 AC compact	380	386	350	280	200	360	G 1"	360	226	9x12	200

Technical Data

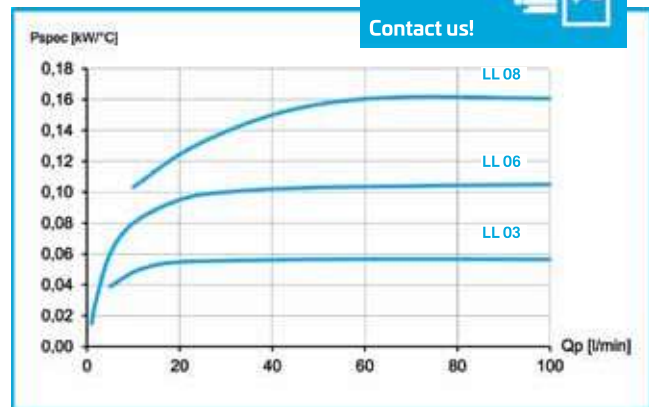
order number	description	power	current	protection	rotation	air flow	noise level	weight	Optionaal internal bypass (2bar)
		[kW]	[A]		[rpm]	[kg/s]	[dB(A)]	[kg]	cooler order number
ASA0034GC2E	LL 03 AC compact	0,055	0,25	IP 44	2500	0,17	61	6,9	ASA0034GC2EBP
ASATT06GC2E	LL 06 AC compact	0,10	0,45	IP 44	2480	0,32	66	7,9	ASATT06GC2EBP
ASA0084GC2E	LL 08 AC compact	0,12	0,55	IP 44	2400	0,38	67	11	ASA0084GC2EBP

Performance

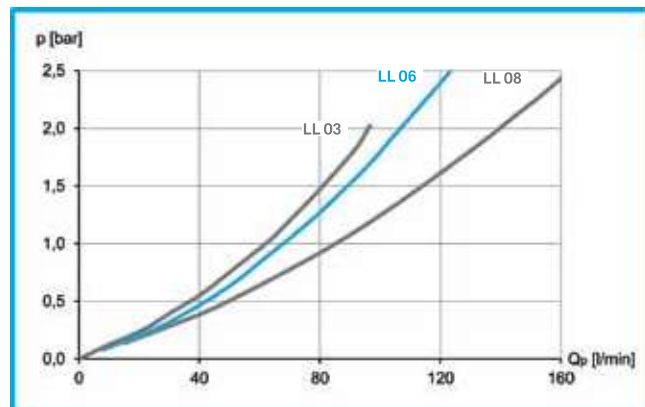
specific cooling performance

all products
water/glycol
compatibel

Contact us!



pressure drop at 30cSt



Radiator Style A

material:	aluminum
working temperature range:	-20°C to +100°C (oil temperature)
air fin shape:	wavy
working pressure:	26 bar (static)

Options

mounting feet kit	ILLEFUSSTT06K (on request)
temperature switches IP65	ILLZTH4765K, ILLZTH6065K (page 39)
temperature switches IP69K	ILLZTH5069K, ILLZTH6069K, ILLZTH9069K (page 39)



This data sheet and the corresponding scale drawings are to be used as a general guideline and technical overview of our products. Please contact us if more exact information is needed. As we are constantly improving our products, their characteristics, dimensions and weights may also change, although we do our best to incorporate these changes continually. asa assumes no liability for any information therein, any errors, omissions, misprints, nor any direct or indirect damages, losses or costs resulting therefrom. Any cooling performances and general technical values indicated in this catalogue are measured at a test bench according to a test bench according to a test bench according to a test bench, based on such tests. Due to different conditions in testing and application environments the performance may also vary by +/- 15%. Because there is no standardized testing procedure, tests used by other manufacturers could have different results. Therefore we recommend all products to be checked under the system operating conditions. This is also true for vibrations and mechanical stress as well as for pressure peaks and thermal stress and any other relevant factors. General tolerances according to DIN ISO 2768-mS. General tolerances for casted parts according to EN ISO 8062-3 (DCTG 10). Tolerances for rubber parts are according to ISO 3302-1 (class M4-F+C). The tolerances of welding seams are defined by quality group D according to EN ISO 10042, if it is not specified on the actual scale drawing or data sheet. In addition to that we point out that any data sheet and corresponding scale drawing is no substitution for the manual.